

Umbrellas

HANDS ON ART

Paper Plate Umbrellas

Give each of your children a paper plate with a small hole poked in the middle. Let the children decorate the backs of their plates with crayons or felt tip pens. When they have finished, let them stick their index fingers up through the holes in their plates to make "Umbrellas".

RHYME

Its Raining

Its raining, its raining, oh me, oh my!
(Look upward.)

But our umbrellas will keep us dry!
(Form umbrella above head with arms)

SONGS

Listen to the Raindrops

Sung to "Ring a ring o' roses"
Walking 'neath umbrellas,
Listen to the raindrops
Drip, drop, drip, drop.
They all fall down!

Rain on My Umbrella

Sung to "Frère Jacques"
Drip,drip,drop,drop.
Drip,drip,drop,drop
Drip,drip,drop.
Drip,drip,drop.
Rain on my umbrella,
Rain on my umbrella
Never stops.
Drip,drip,drop.

SNACK IDEA

Wrap snack foods in aluminium foil or waxed paper and serve them from a child-size umbrella.

MOVEMENT


Umbrella Moves

Let your children walk around like closed umbrellas with their arms straight down. Every now and then, tap out some rain sounds and let the "umbrellas" pretending to open up by raising their arms and holding them out at the sides. Whenever the rain sound stop, let the children put their arms down again.


LANGUAGE IDEA

Tell your children a story as you sit under an umbrella held in your hand.

Help your children to colour in the shapes at the bottom of the page to complete the colour code. Encourage your child to match the numbers on the umbrellas and follow the code to colour in the pictures.



1




2




3



4



5



6

