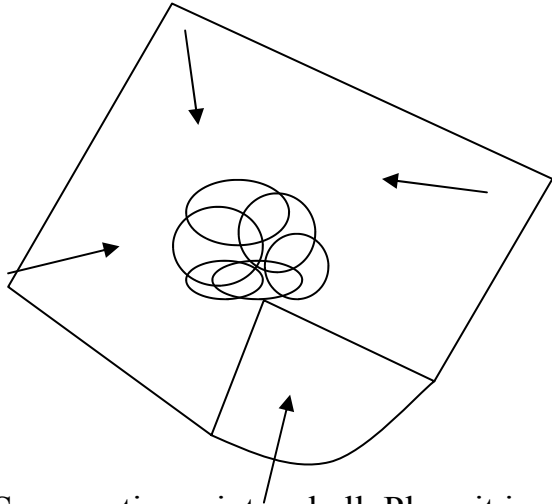



# Floaty Ghosts

What you will need: White tissues, black felt—tip pen, black thread and needle, twigs.




Screw a tissue into a ball. Place it in the middle of a second tissue. Gather the tissue around it.



Tie under the ball with thread. Draw large black eyes on the ball.



Thread the needle and push through the top of the ball. Knot the end to form a loop and a length of thread.



Make several ghosts and tie them on to twigs. Hang them up.

# Toffee Apples

Fun to make and extremely tasty however remember strict supervision is needed of the toffee as little hands and mouths could get scalded.

## Ingredients

8 oz/200g Sugar  
8 oz/200g Golden Syrup  
8 Apples  
8 Wooden Sticks  
1 Tablespoon of Water

## Method

1. Wash apples and put a stick into each.
2. Put sugar, water and syrup into a strong saucepan.
3. Bring to the boil until sugar is dissolved.
4. Continue boiling until toffee is brittle.
5. Test by dropping a little into cold water—it should be brittle.
6. Dip apples into toffee.
7. Leave to cool on grease proof paper out of reach of children.
8. When cool serve to happy children.



Name.....